



A MANUAL

Thank you for committing to fundraise for Go Blue! for Brain Injury.
(or at least checking it out)

This manual will provide some tips, how-to's and ideas to make your Go Blue! efforts a success. In these pages, you will find:

- Instructions to set-up your Go Blue! campaign
- Ideas to support your efforts
- Resources for additional information and ideas

Brain Injury Association of New York State staffers are here to help you. Each campaign and fundraiser's approach can be different and unique, and what might work for an organization might not work for an individual. Reach out to us with questions, concerns and ideas. We are here to support you every step of the way!

Key Contacts:

Eileen Reardon
Executive Director
ereardon@bianys.org

Allison Barna
Membership Coordinator
abarna@bianys.org

About the Brain Injury Association of New York State

The Brain Injury Association of New York State is a statewide non-profit membership organization that advocates on behalf of brain injury survivors and their families and promotes brain injury prevention. We support, educate and advocate for the brain injury community, and provide support services that lead to improved outcomes for children and adults with brain injuries.

Brain Injury Awareness Month

Since 1993, March has been designated Brain Injury Awareness Month. Brain Injury Awareness Month is dedicated to improving awareness of brain injuries and recognizing that anyone can sustain a brain injury, but they are a person first.

The Brain Injury Association of New York State celebrates Brain Injury Awareness Month throughout March and focuses on the Go Blue! for Brain Injury campaign to help raise funds for the Brain Injury Association of New York State's Annual Conference Scholarship Fund.

Brain Injury Facts

- An estimated 13.5 million Americans are affected by stroke and TBI, making brain injury the second most prevalent injury and disability in the United States.
- 5.3 million Americans live with a long-term disability as a result of a traumatic brain injury.
- Every 11.26 seconds an American sustains a traumatic brain injury.
- 2.8 million Americans sustain traumatic brain injuries each year.
- More than 53,000 people die every year as a result of traumatic brain injury.

Go Blue! for Brain Injury

Go Blue! for Brain Injury is the fundraising component of BIANYS' recognition of Brain Injury Awareness Month. In the spirit of empowering the individual during Brain Injury Awareness Month, funds raised throughout March go to support BIANYS Annual Conference Scholarship Fund, which helps association members attend the Annual Conference.

Why Go Blue! for Brain Injury?

Thanks to funds raised through Go Blue! and other generous support, the Annual Conference Scholarship Program has helped hundreds of brain injury survivors, family members and caregivers attend BIANYS Annual Conference. The Annual Conference provides a variety of workshops and sessions, many created specifically for brain injury survivors and caregivers. It also helps foster a much-needed sense of community and belonging for people that are often isolated and misunderstood.

Fundraising for Go Blue! helps to ensure that scholarship funds and opportunities are available. As we continue to move forward with in-person events, the demand for scholarships has increased and we want to be able to help foster and strengthen the brain injury community.

How do I participate?

Donate: Supporting Go Blue! for Brain Injury is easy to do, whether you are an organization or an individual. The easiest way to participate? Make a donation to Go Blue! at bianys.org

Register: Register to participate as a fundraiser for Go Blue! It is quick, simple and lets us know that you, as an individual or an organization, will be fundraising with us. Register [here](#)

Start fundraising!

How do I fundraise?

Social Media: Fundraisers are encouraged to set up fundraising pages through Facebook or other social media to support the Go Blue! campaign. Do you have a birthday in March or an anniversary? You can use that as a basis to start your fundraiser, but you can also simply use Brain Injury Awareness Month as the drive. Setting up a fundraiser through Facebook is quick and easy: (<https://www.facebook.com/fundraisers/>) or see Appendix A

To learn how to set up a fundraiser through Instagram, check it out here: <https://help.instagram.com/753748082021404>

And you can always use Twitter to drive back to your Instagram, Facebook or the BIANYS Go Blue! [donation page](#). Be sure to have donors include your name in the comment area on the form.

Events: Past fundraisers have had success in many other ways:

- Bake Sales
- Coin Drops
- Dress Down Days
- Luncheons
- Raffle Baskets
- Sale Percentages, Dine-to-Donates

Just remember to keep it simple and every bit counts!

How do I start?

Make a plan: Fundraising for Go Blue! for Brain Injury can be simple. Decide how you want to fundraise and create a plan around that.

Social media fundraising? Set up your fundraiser and make posts throughout the month – tag BIANYS and tell your story.

Dress Down Day? Find a support team at work, pick a day, make some fliers and start your efforts.

Dine-to-Donate? Reach out to the establishment you are going to partner with, pick a day and begin promoting your event!

Outreach: Have you raised money for Go Blue! before? Make a list of past donors and send one message to them thanking and acknowledging past support. Recognizing past support can help renew gifts that were made during the prior year's campaign. Let them know that you will be fundraising again and how they can support your efforts.

If you are new to Go Blue! fundraising as an individual, create a list of friends and family and send them a note to let them know that you are fundraising for Go Blue! and how they can support your efforts. A business? Reach out to your staff, clients and contacts – everyone can support Go Blue!

Make a plan and stick to it!

I am fundraising, what now?

Make sure that you registered with BIANYS to let us know that you will be fundraising for Go Blue! It helps us track efforts and support our fundraisers along the way. You can register [here](#).

Inspire! In your outreach, tell your story and why supporting BIANYS is important. Individuals and organizations have been impacted by BIANYS – tell your story how.

Keep asking! The key to any successful campaign is follow-up! Don't assume one email or social media post will reach everyone. Create a schedule to send multiple messages to keep your donors engaged throughout the campaign and remind them of your donation deadline.

Thank everyone for giving. Saying thank you is the most important part of any fundraising campaign. Generous donors are more likely to give next year if they know how much you appreciate them!

What do I do when I am done fundraising?

Congrats! Please contact us to let us know your Go Blue! campaign is complete. Make sure you turn in all donations and donor information for your event to BIANYS. If you utilized online giving, let BIANYS know your campaign total so that you can be recognized.

Please turn in any campaign funds no later than April 15, 2023.

We want to hear about your campaign and would love to see it as well! Remember to snap pictures of any great moments at your office. Send them to BIANYS so we can share on our outlets.

Don't forget, BIANYS staff is here to support your efforts! Contact:

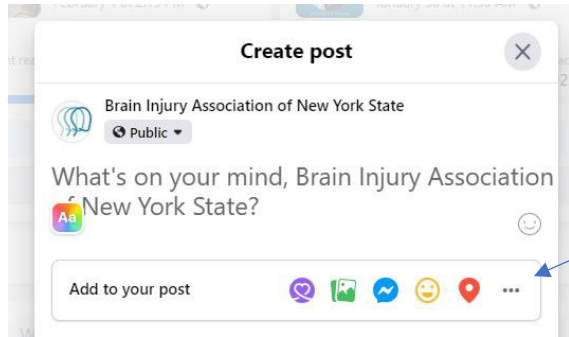
Eileen Reardon, Executive Director, ereardib@bianys.org or 518-459-7911
Allison Barna, Membership Coordinator, abarna@bianys.org or 518-459-7911

Please turn in your Go Blue! for Brain Injury contributions no later than April 15, 2023.

Thank you for your continued support.

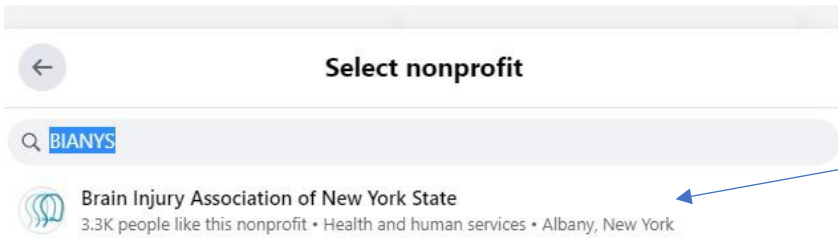
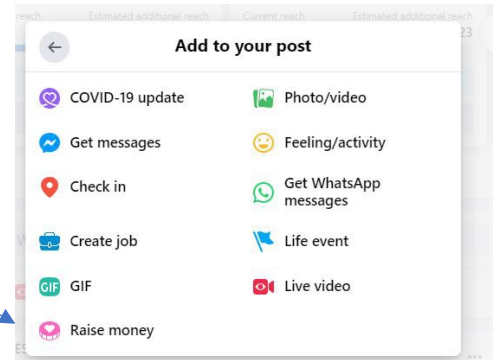
APENDIX A

Setting up a Facebook Fundraiser for Go Blue! for Brain Injury.



Step 1 Create a new post and click on the 3 dots in the bottom right corner.

Step 2 Click on the raise money icon



Step 3 Type in BIANYS in the search box and then click on the full name when it appears

Step 4 You will then create a post. Here is an example of what you can type. After you are done click on post

