

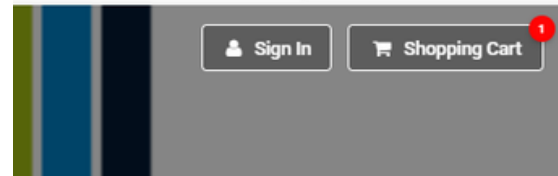
Directions to access COPE Modules

<https://bianys.learnupon.com/store>

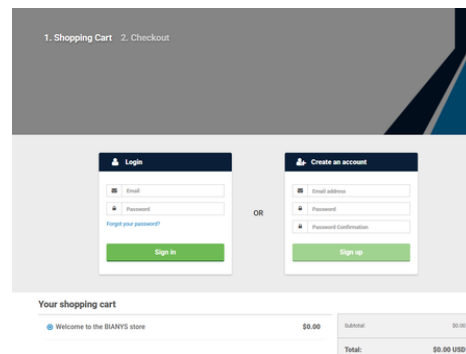
Step 1- Click “Add” to place the course in your shopping cart



Step 2- Click the shopping cart (top right), then select “Proceed to Cart.”

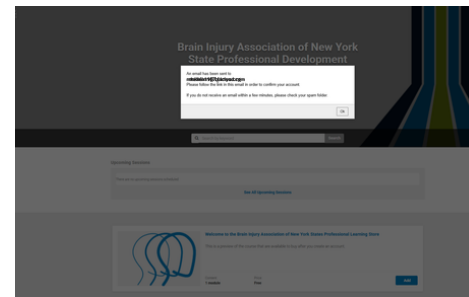


Step 3- Create an account using your email and create a password



Step 4- Check your email and confirm your account

TIP: Confirm on a computer because you need to enter information in the next step

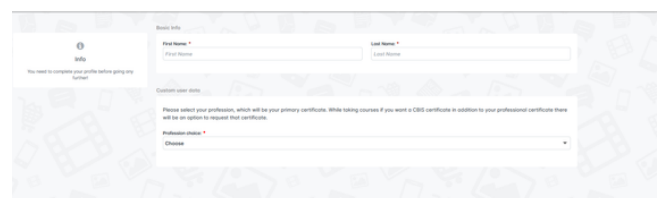


Step 5- Enter your name exactly as you want it to appear on your certificate.

Physicians include your terminal degree after your last name (MD, DO)

Social Workers add your license type and number after your last name

All Others: Include your postnominal letters if you would like them on your certificate



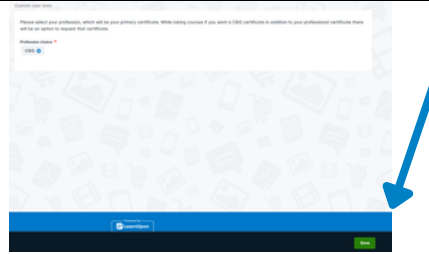
Step 6- Select Your Profession to access courses

This ensures you receive the correct certificate. If you are requesting a CBIS certificate in addition to your profession, select your profession (example OT, PT)

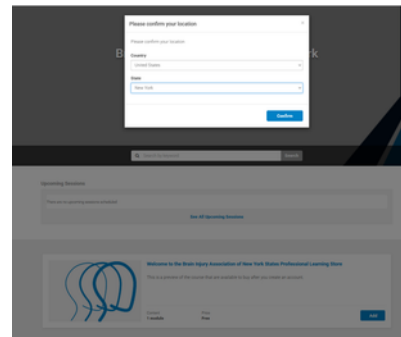
Profession Options:

- Athletic Trainer (BOC Credit)
- Certified Brain Injury Specialist (CBIS) or Certificate of Attendance
- Nurse Practitioner (AMA Credit)
- Nurse Practitioner/Nurse (ANCC Credit)
- Occupational Therapist/Occupational Therapist Assistant
- Physical Therapist/Physical Therapist Assistant
- Physician (MD/DO, AMA Credit)
- Physician Assistant (AAPA Credit)
- Social Work
- Speech-Language Pathologist/Audiologist

Save this information by clicking on the green save button in the bottom right.

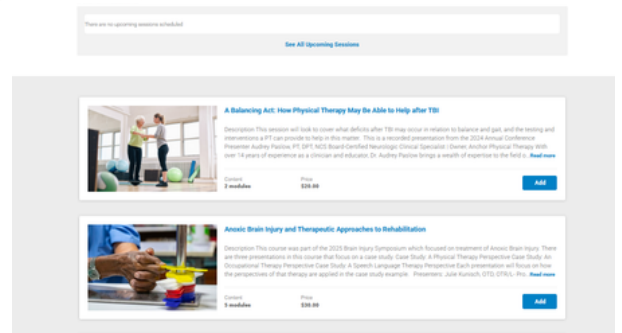


Step 7- Confirm your location



At this stage, you can browse available courses by visiting the store, which is located in the blue banner at the top of the page. Both free and paid options are offered. If the courses don't appear, try refreshing your page.

When you add a course, it will be added to your shopping cart. After completing checkout, the course will be available in your learning portal.



If you have questions email mkellen@bianys.org